Montage anleitung

assembly instruction
notice de montage
indicaciones de montaje

D Bevor Sie mit der Montage beginnen, überprüfen Sie bitte den Inhalt auf Vollständigkeit.

GB Before you start to assemble it, please ensure that all the following components are provided.

F Avant de commencer le montage, veuillez vérifier que vous êtes en possession de tous les éléments suivants.

E Antes de comenzar con el montaje, compruebe que todo el contenido está íntegro.

A (1x)

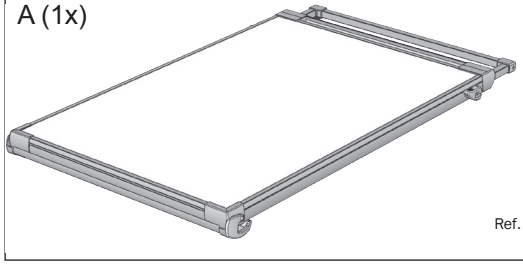

B (2x)

Ref. Nr. A1070/132 CH
= 2 Stk.

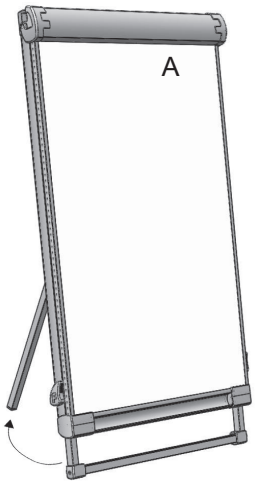

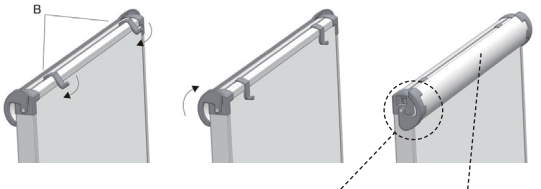

Ref. Nr. A1070/133
= 2 Stk.

Ref. Nr. A1070/144
= 1 Stk.

QUICK & EASY
kein Werkzeug nötig

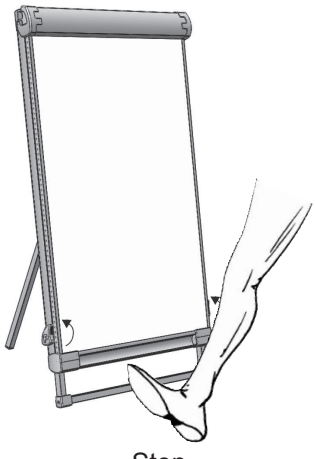

Step
Treten

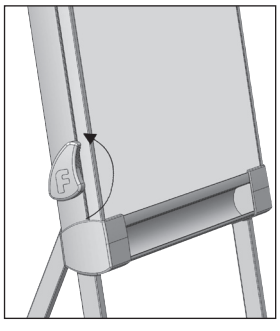

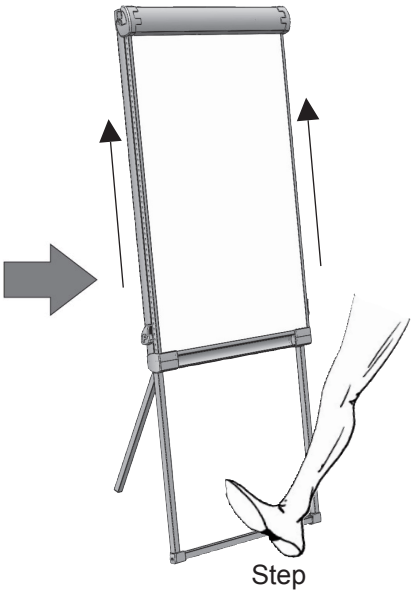

Step
Treten

LEITZ ACCO Brands GmbH & Co KG
Siemensstraße 64
70469 Stuttgart, Germany
Phone +49 711 8103-0

UK Importer ACCO UK Ltd.
Oxford House, Oxford Road
Buckinghamshire, Aylesbury
HP21 8SZ United Kingdom

January 2022

Ref. Nr. FC43 - Control No. 14516

FRANKEN
www.frankenproducts.com